
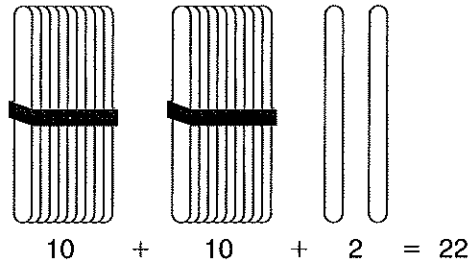


**LESSON**  
**2·3****Make and Break Apart****Directions**

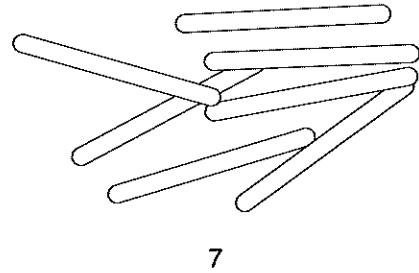
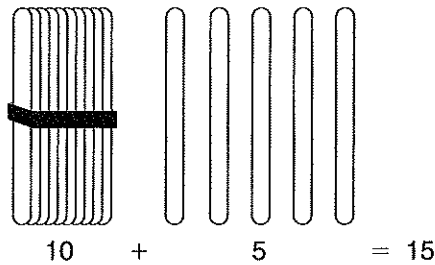
- ◆ Make 10s by putting your wooden craft sticks or straws into bundles of 10.
- ◆ Use these bundles to model the subtraction problems.
- ◆ Then use your models to solve the problems.

**Example:**  $22 - 7$ 

To begin, you need  
2 bundles of 10 and  
2 ones.



To subtract 7, you need  
to break apart one bundle.  
Now you have 12 ones.  
Remove 7 ones.

**Solution:** 15

1.  $10 - 4 =$  \_\_\_\_\_

2.  $32 - 6 =$  \_\_\_\_\_

3.  $71 - 23 =$  \_\_\_\_\_

4.  $22 - 9 =$  \_\_\_\_\_

5.  $56 - 38 =$  \_\_\_\_\_

6.  $110 - 62 =$  \_\_\_\_\_