


**LESSON**  
**9•7****Estimation Challenge: Area**

What is the ground area of your school? In other words, what area of land is taken up by the ground floor?

Work alone or with a partner to come up with an estimation plan. How can you estimate the ground area of your school without measuring it with a tape measure? Discuss your ideas with your classmates.

My estimation plan:

---

---

---

---

---

---

---

---

My best estimate:

---

---

---

---

---

---

---

---

How accurate is your estimate? In what range of areas might the actual area fall?

---

---

---


---

---

---

---

---

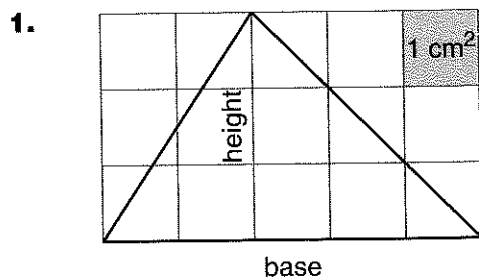
**LESSON**  
**9•7**
**Practice with Area Formulas**


Write the following formulas.

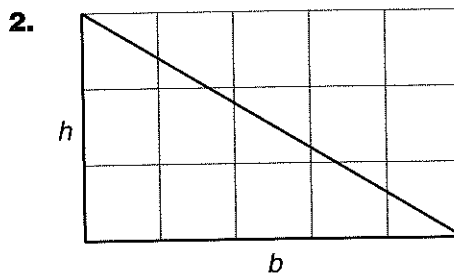
Area of a triangle: \_\_\_\_\_

Area of a parallelogram: \_\_\_\_\_

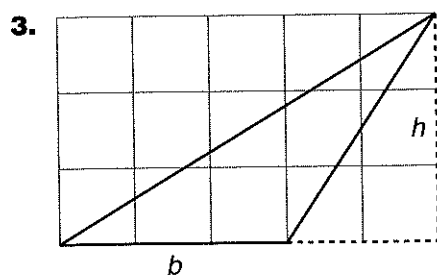
Use a formula to find the area of each figure.



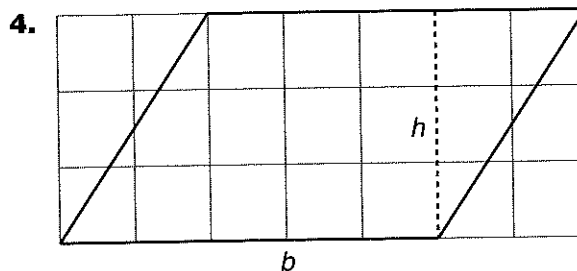
Area: \_\_\_\_\_



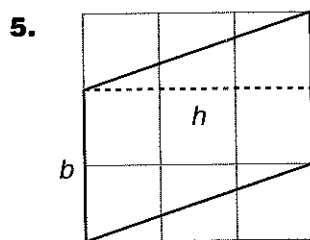
Area: \_\_\_\_\_



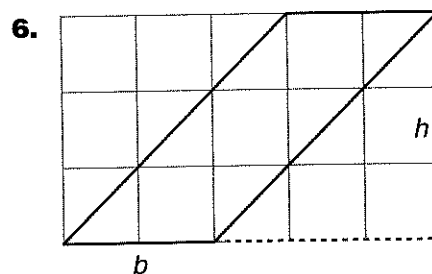
Area: \_\_\_\_\_



Area: \_\_\_\_\_



Area: \_\_\_\_\_



Area: \_\_\_\_\_